

1-1761185-3 ✓ ACTIVE

AMPLIMITE

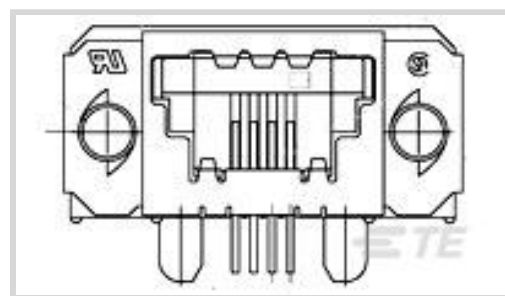
TE Internal #: 1-1761185-3

SDL Connectors, Receptacle, Cable-to-Board, 8 Position, .05 in [1.27 mm] Centerline, Printed Circuit Board, Signal, Board Mount

[View on TE.com >](#)



Connectors > Audio & Video Connectors > Shielded Data Link > SDL Connectors



Connector & Housing Type: **Receptacle**

Connector System: **Cable-to-Board**

Number of Positions: **8**

Centerline (Pitch): **1.27 mm [.05 in]**

Connector & Contact Terminates To: **Printed Circuit Board**

Features

Product Type Features

Receptacle Configuration	Standard
Grounding Options	PCB and Panel Ground
Connector & Housing Type	Receptacle
Connector System	Cable-to-Board
Connector & Contact Terminates To	Printed Circuit Board

Configuration Features

Number of Positions	8
---------------------	---

Body Features

Shield Plating Material	Tin over Copper
Shield Material	Brass

Contact Features

	50 μ m
Contact Mating Area Plating Material	Gold
Contact Base Material	Phosphor Bronze
Contact Current Rating (Max)	1.5 A

Mechanical Attachment

PCB Mount Retention	With
PCB Mount Retention Type	Mounting Hole



Polarization Code	A
-------------------	---

Connector Mounting Type	Board Mount
-------------------------	-------------

Housing Features

Mating Entry Location	Side
-----------------------	------

Housing Material	Polyester GF
------------------	--------------

Housing Color	Black
---------------	-------

Centerline (Pitch)	1.27 mm[.05 in]
--------------------	-----------------

Usage Conditions

Operating Temperature Range	-20 – 80 °C[-4 – 176 °F]
-----------------------------	--------------------------

Operation/Application

Circuit Application	Signal
---------------------	--------

Industry Standards

UL Flammability Rating	UL 94V-0
------------------------	----------

Other

Audio & Video Connector Comment	Prefix no. designates key configuration. Suffix no. is a code for the number of conductors. Prefix & suffix nos. of plug assemblies must match those of the intended mating receptacle. Keys are molded in as an integral part of the plug & receptacle.
---------------------------------	--

Product Compliance

[For compliance documentation, visit the product page on TE.com>](#)

EU RoHS Directive 2011/65/EU	Compliant
------------------------------	-----------

EU ELV Directive 2000/53/EC	Compliant
-----------------------------	-----------

China RoHS 2 Directive MIIT Order No 32, 2016	No Restricted Materials Above Threshold
---	---

EU REACH Regulation (EC) No. 1907/2006	Current ECHA Candidate List: JUNE 2022 (224) Candidate List Declared Against: JUNE 2022 (224) Does not contain REACH SVHC
--	---

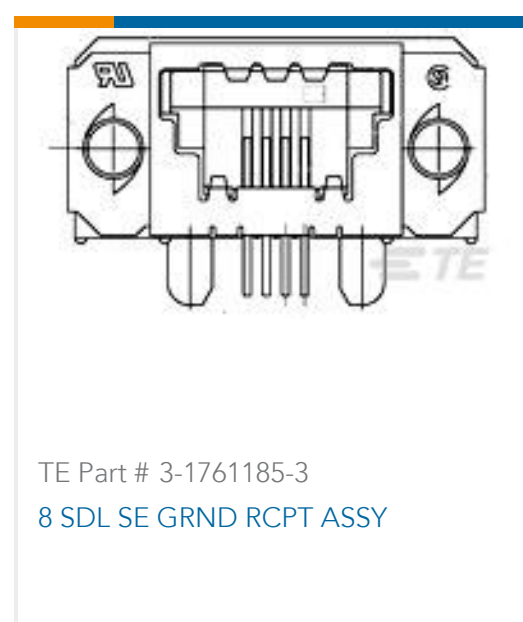
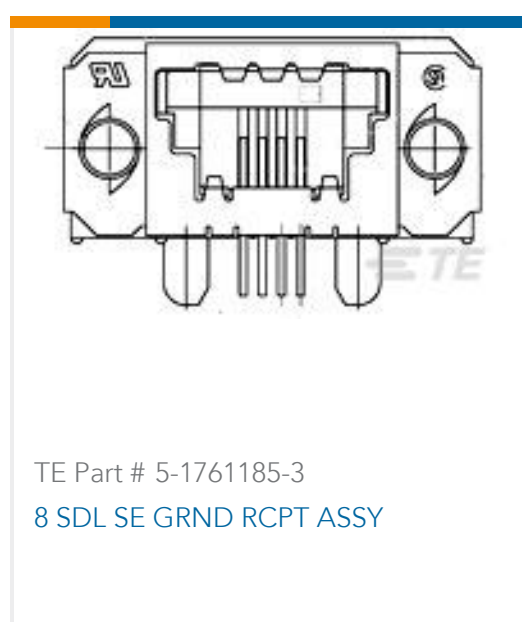
Halogen Content	Not Low Halogen - contains Br or Cl > 900 ppm.
-----------------	--

Solder Process Capability	Wave solder capable to 265°C
---------------------------	------------------------------

Product Compliance Disclaimer

This information is provided based on reasonable inquiry of our suppliers and represents our current actual knowledge based on the information they provided. This information is subject to change. The part numbers that TE has identified as EU RoHS compliant have a maximum concentration of 0.1% by weight in homogenous materials for lead, hexavalent chromium, mercury, PBB, PBDE, DBP, BBP, DEHP, DIBP, and 0.01% for cadmium, or qualify for an exemption to these limits as defined in the Annexes of Directive 2011/65/EU (RoHS2). Finished electrical and electronic equipment products will be CE marked as required by Directive 2011/65/EU. Components may not be CE marked. Additionally, the part numbers that TE has identified as EU ELV compliant have a maximum concentration of 0.1% by weight in homogenous materials for lead, hexavalent chromium, and mercury, and 0.01% for cadmium, or qualify for an exemption to these limits as defined in the Annexes of Directive 2000/53/EC (ELV). Regarding the REACH Regulation, the information TE provides on SVHC in articles for this part number is based on the latest European Chemicals Agency (ECHA) 'Guidance on requirements for substances in articles' posted at this URL: <https://echa.europa.eu/guidance-documents/guidance-on-reach>

Compatible Parts



Documents

Product Drawings

8 SDL SE GRND RCPT ASSY

English

CAD Files

3D PDF

3D

Customer View Model

[ENG_CVM_CVM_1-1761185-3_A.2d_dxf.zip](#)

English

Customer View Model

[ENG_CVM_CVM_1-1761185-3_A.3d_igs.zip](#)

English

Customer View Model

[ENG_CVM_CVM_1-1761185-3_A.3d_stp.zip](#)

English

By downloading the CAD file I accept and agree to the [Terms and Conditions](#) of use.

Product Specifications

Application Specification

English

Product Environmental Compliance

MD_1-1761185-3_10052017222_dmtec

1-1761185-3

SDL Connectors, Receptacle, Cable-to-Board, 8 Position, .05 in [1.27 mm] Centerline,
Printed Circuit Board, Signal, Board Mount



English

[MD_1-1761185-3_10052017222_dmtec](#)

English

Instruction Sheets

[Instruction Sheet \(U.S.\)](#)

English